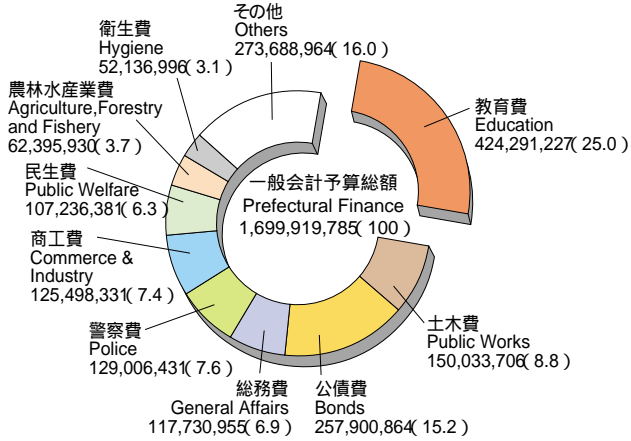


# 平成16年度予算と教育費の内訳 (当初予算)

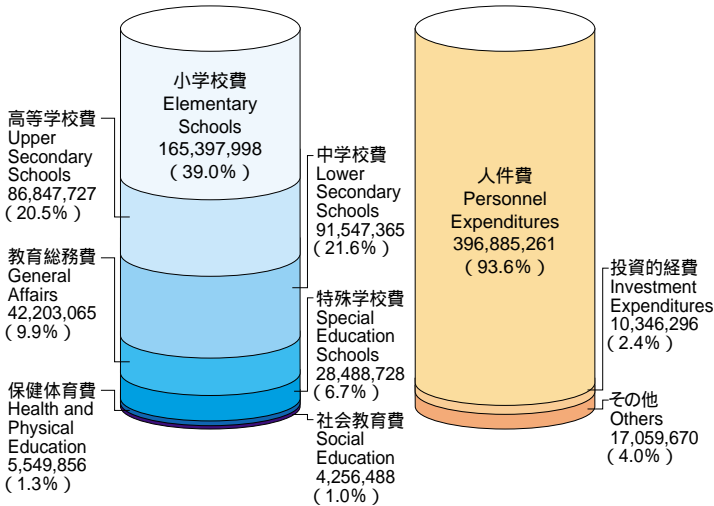
Educational Budget (Initial Budget for Fiscal Year 2004)

単位:千円 (Unit:Thousands of yen)  
( )は%(percentages in parentheses)




## 【支出項目別内訳】 【性質別内訳】

Breakdown of Expenditures



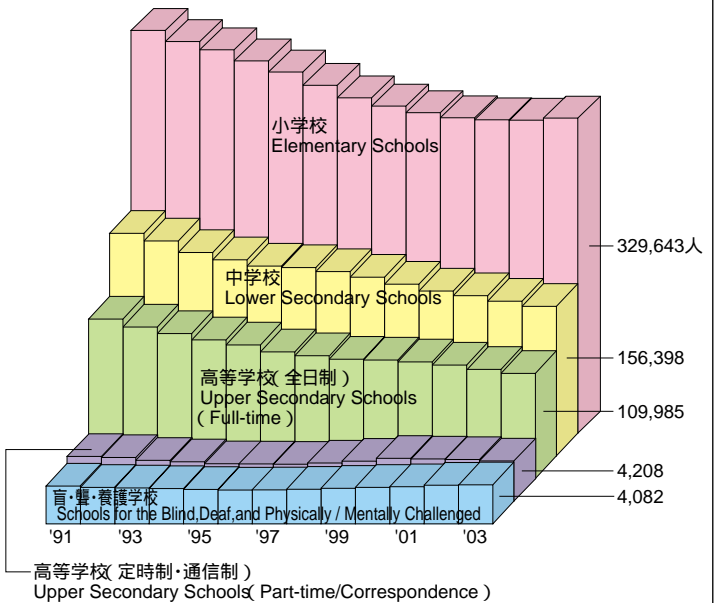
# 児童生徒1人当たりの学校教育費 (公立)

Educational Expenditures per Student (2002) 地方教育費調査 (平成14会計年度)



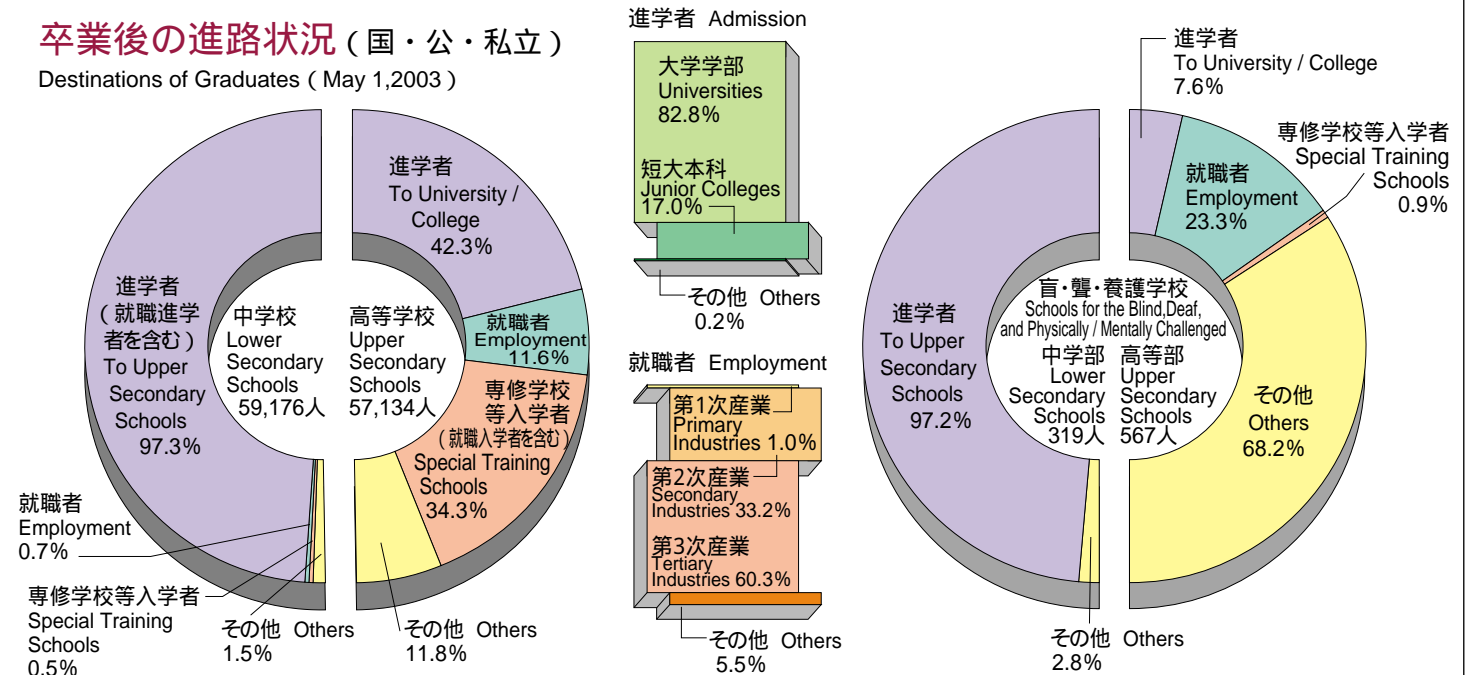
# 児童生徒数の推移 (公立)

Trends in School Enrollment (May 1, 2003)



# 卒業後の進路状況 (国・公・私立)

Destinations of Graduates (May 1, 2003)



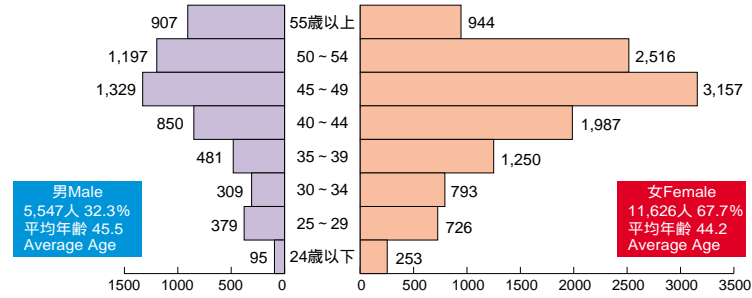
比率(%)の数字は四捨五入したため、計が100%にならない場合がある。

# 公立学校教員の年齢構成

Age Distribution of Public School Teachers ( May 1 ,2003 )

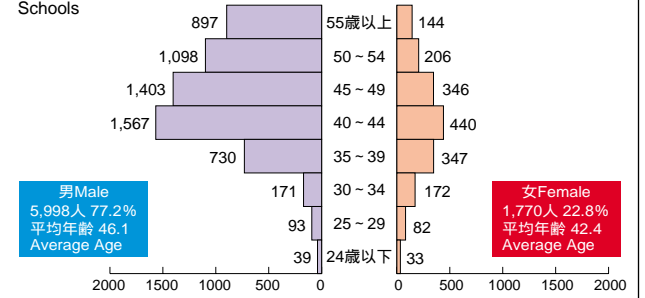
## 【小学校】

Elementary Schools



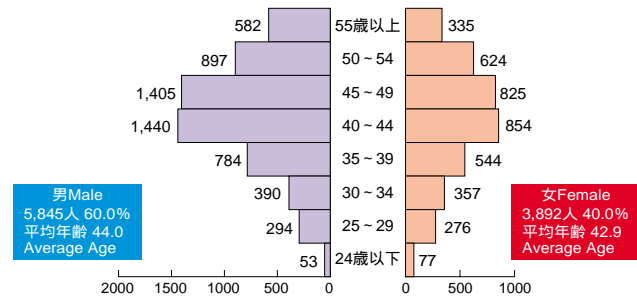
## 【高等学校】

Upper Secondary Schools



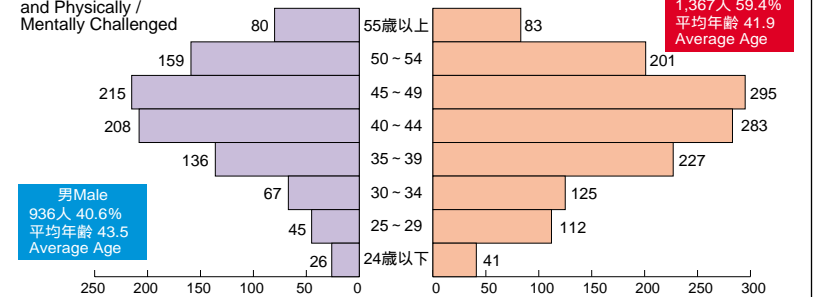
## 【中学校】

Lower Secondary Schools



## 【盲・聾・養護学校】

Schools for the Blind, Deaf, and Physically / Mentally Challenged

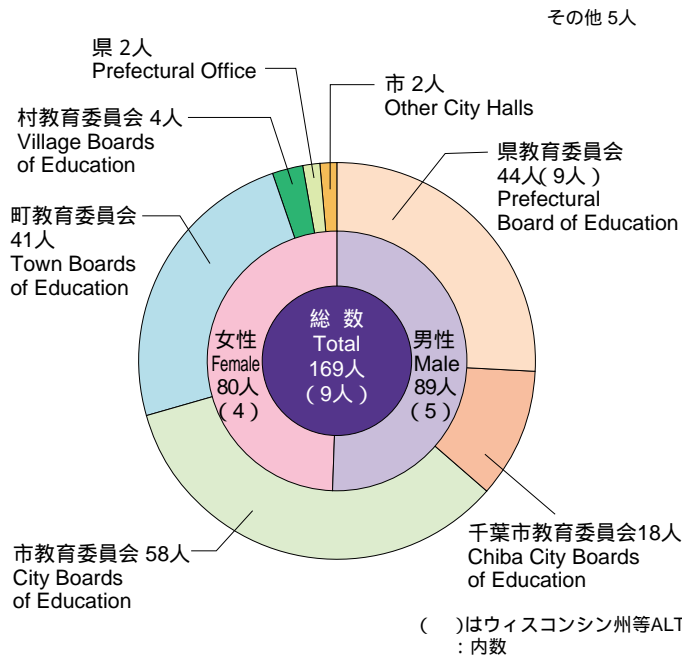


# 外国青年招致状況

Number of ALTs and CIRs ( April 1 ,2004 )

ALT : Assistant Language Teacher

CIR : Coordinator for International Relations



# 教育の情報化進捗状況

The state of information technology in education. ( March 31,2003 )

学校種別 (Type of school)	1校当たりのコンピュータ台数 (Number of computers per school)	普通教室の校内LAN整備率 (Percentage of general classrooms equipped with LAN)	コンピュータを操作できる教員の割合 (Percentage of teachers with computer operating abilities)	コンピュータで指導できる教員の割合 (Percentage of teachers capable of teaching with computers)
小学校 (Elementary Schools)	26.8	22.3%	88.3%	69.7%
中学校 (Lower Secondary Schools)	47.1	34.2%	86.1%	49.7%
高等学校 (Upper Secondary Schools)	112.8	89.9%	90.2%	36.9%
盲・聾・養護学校 (Schools for the Blind, Deaf, and Physically/Mentally Challenged)	22.9	87.4%	79.7%	30.2%
合計 (Total)	41.2	38.1%	87.6%	54.9%

# 児童生徒の体格

Physical Measurements of Children by Age ( May 1,2003 )

区分 (Category)	性別 (Gender)	身長 (Height)	体重 (Weight)	座高 (Sitting Height)
小学校 (Elementary Schools (11歳))	男 (Male)	145.2cm	39.4kg	77.9cm
	女 (Female)	145.3	39.5	77.9
中学校 (Lower Secondary Schools (14歳))	男 (Male)	147.1	40.0	79.5
	女 (Female)	147.1	39.9	79.3
高等学校 (Upper Secondary Schools (17歳))	男 (Male)	165.4	55.4	88.1
	女 (Female)	165.3	55.7	87.8
高等学校 (Upper Secondary Schools (17歳))	男 (Male)	156.7	50.9	84.8
	女 (Female)	157.3	51.4	84.8
高等学校 (Upper Secondary Schools (17歳))	男 (Male)	170.7	63.5	91.5
	女 (Female)	171.0	64.4	91.3
高等学校 (Upper Secondary Schools (17歳))	男 (Male)	157.8	53.5	85.4
	女 (Female)	157.8	53.5	85.3

全国 (Japan) 千葉県 (Chiba)