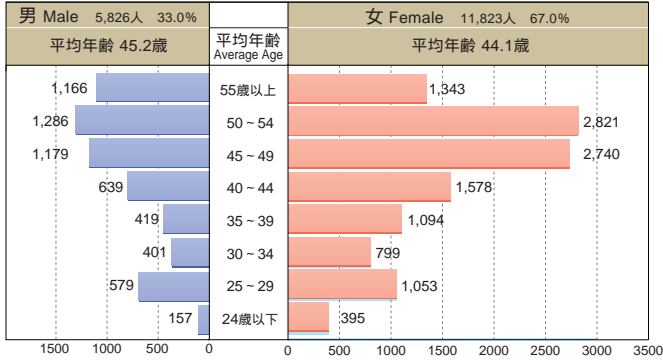


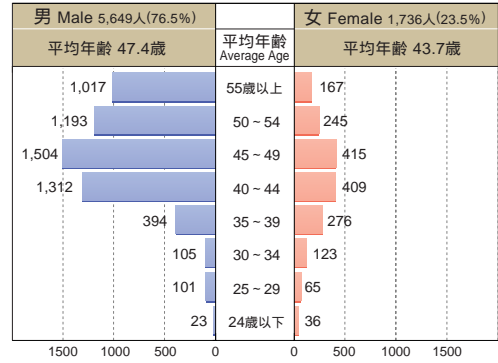
# 公立学校教員の年齢構成

Age Distribution of Public School Teachers ( May 1, 2005 )

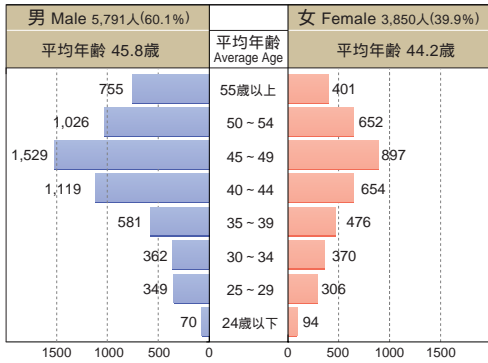
【小学校】Elementary Schools



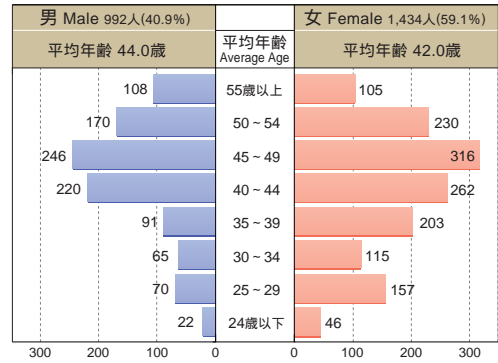
【高等学校】Upper Secondary Schools



【中学校】Lower Secondary Schools



【盲・聾・養護学校】Schools for the Blind, Deaf, and Physically/Mentally Challenged

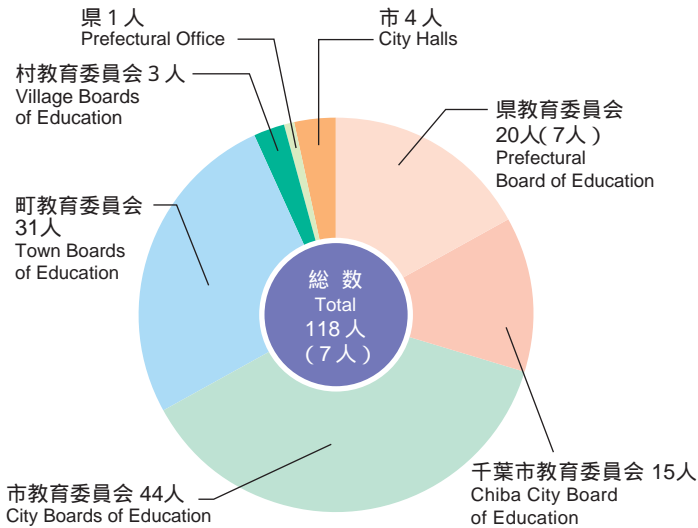


## 外国青年招致状況

Number of ALTs and CIRs ( September 1, 2005 )

ALT : Assistant Language Teacher

CIR : Coordinator for International Relations



( )はウィスコンシン州等ALT : 内数

## 教育の情報化進捗状況

The state of information technology in education. ( March 31, 2005 )

学校種別 (Type of school)	1校当たりのコンピュータ台数 (Number of computers per school)	普通教室の校内LAN整備率 (Percentage of general classrooms equipped with LAN)	コンピュータを操作できる教員の割合 (Percentage of teachers with computer operating abilities)	コンピュータで指導できる教員の割合 (Percentage of teachers capable of teaching with computers)
小学校 (Elementary Schools)	35.1	43.3%	95.6%	80.1%
中学校 (Lower Secondary Schools)	52.7	48.3%	93.2%	59.7%
高等学校 (Upper Secondary Schools)	114.3	99.9%	100.0%	99.9%
盲・聾・養護学校 (Schools for the Blind, Deaf, and Physically/Mentally Challenged)	24.1	98.3%	98.7%	72.8%
合計 (Total)	47.9	54.4%	95.9%	77.5%

## 児童生徒の体格

Physical Measurements of Children by Age ( 2004 )

区分 (Category)	身長 (Height)	体重 (Weight)	座高 (Sitting Height)	
小学校 (Elementary Schools) (11歳)	男 (Male)	145.1cm	39.0kg	77.8cm
	女 (Female)	145.2cm	38.6kg	77.9cm
中学校 (Lower Secondary Schools) (14歳)	男 (Male)	146.9cm	39.6kg	79.4cm
	女 (Female)	147.1cm	39.7kg	79.4cm
高等学校 (Upper Secondary Schools) (17歳)	男 (Male)	165.3cm	55.2kg	88.0cm
	女 (Female)	165.6cm	55.2kg	88.3cm
高等学校 (Upper Secondary Schools) (17歳)	男 (Male)	156.7cm	50.7kg	84.8cm
	女 (Female)	157.2cm	50.6kg	84.9cm
高等学校 (Upper Secondary Schools) (17歳)	男 (Male)	170.8cm	63.5kg	91.7cm
	女 (Female)	171.0cm	64.2kg	91.5cm
高等学校 (Upper Secondary Schools) (17歳)	男 (Male)	157.9cm	53.5kg	85.5cm
	女 (Female)	158.1cm	53.5kg	85.3cm

全国 (Japan) 千葉県 (Chiba)